

No. PDMA (SINDH)/(SITREP)/2022/1637

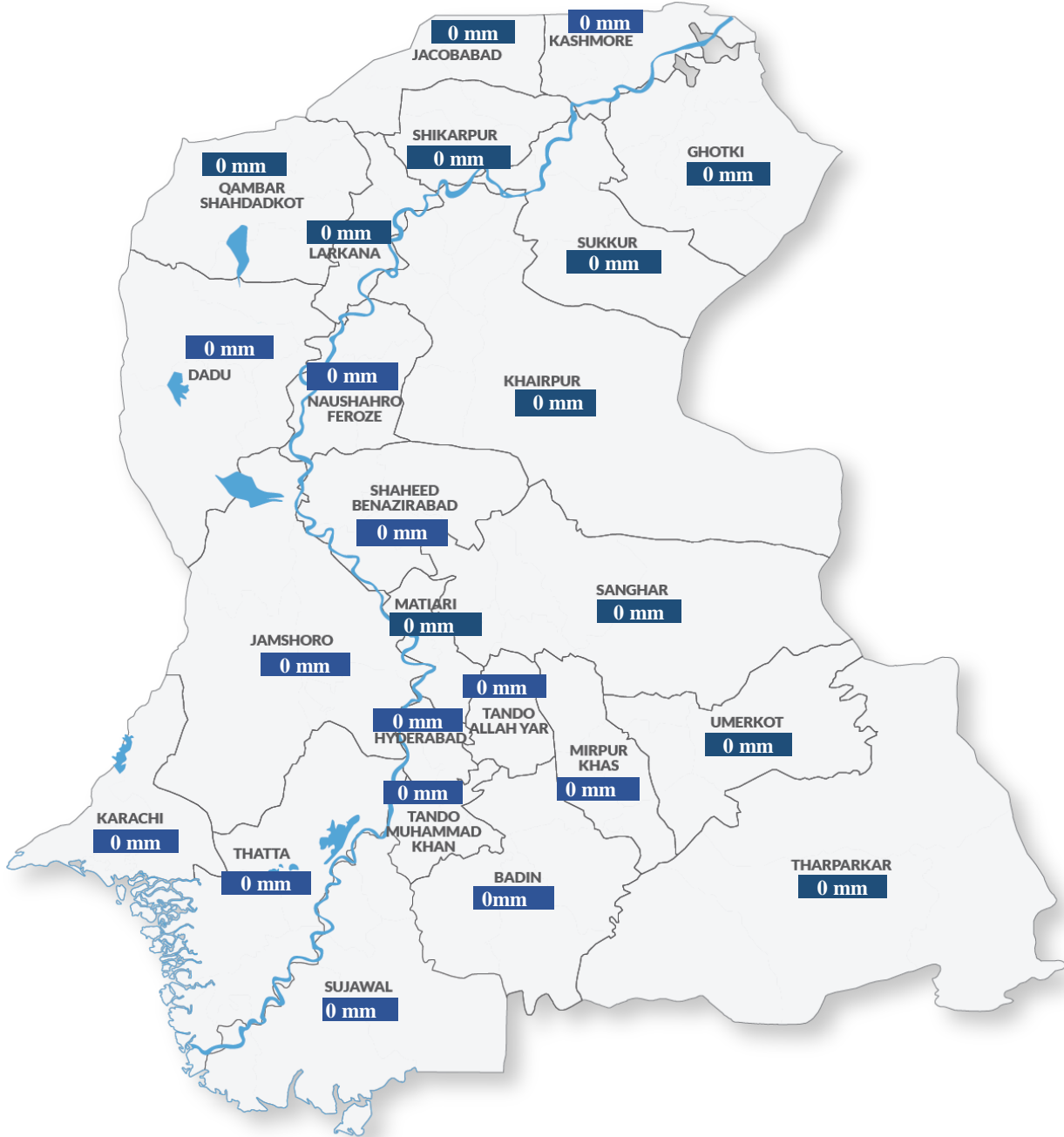
November 04, 2022

Period Covered: 22:00 hrs. 20-06-2022 to 03-11-2022 22:00 hrs.

## DAILY SITUATION REPORT

### Weather Situation Overview

Rainfall in Average (last 24 hrs.)



Source: Pakistan Metrological Department.

### Weather Forecast

- Pakistan Metrological Department vide its press release has informed that a westerly wave is likely to enter in the country on **4<sup>th</sup> November (Evening/night)** and is likely to persist till **7<sup>th</sup> November 2022**.  
**Under the influence of this weather system:**
- Light to moderate rain-wind/thunderstrom is expected in Dadu, Shaheed Benazirabad, Karachi, Qamber Shahdadkot, Sukkur, Jacobabad, on **06<sup>th</sup> November, (Evening/night)** & **07<sup>th</sup> November**.

Emergency No:  
**1736**



Plot No. 26-C, Main Khayaban-e-Jami,  
DHA Phase-VII, Karachi.



021-99332742  
021-35381810



021-99332007



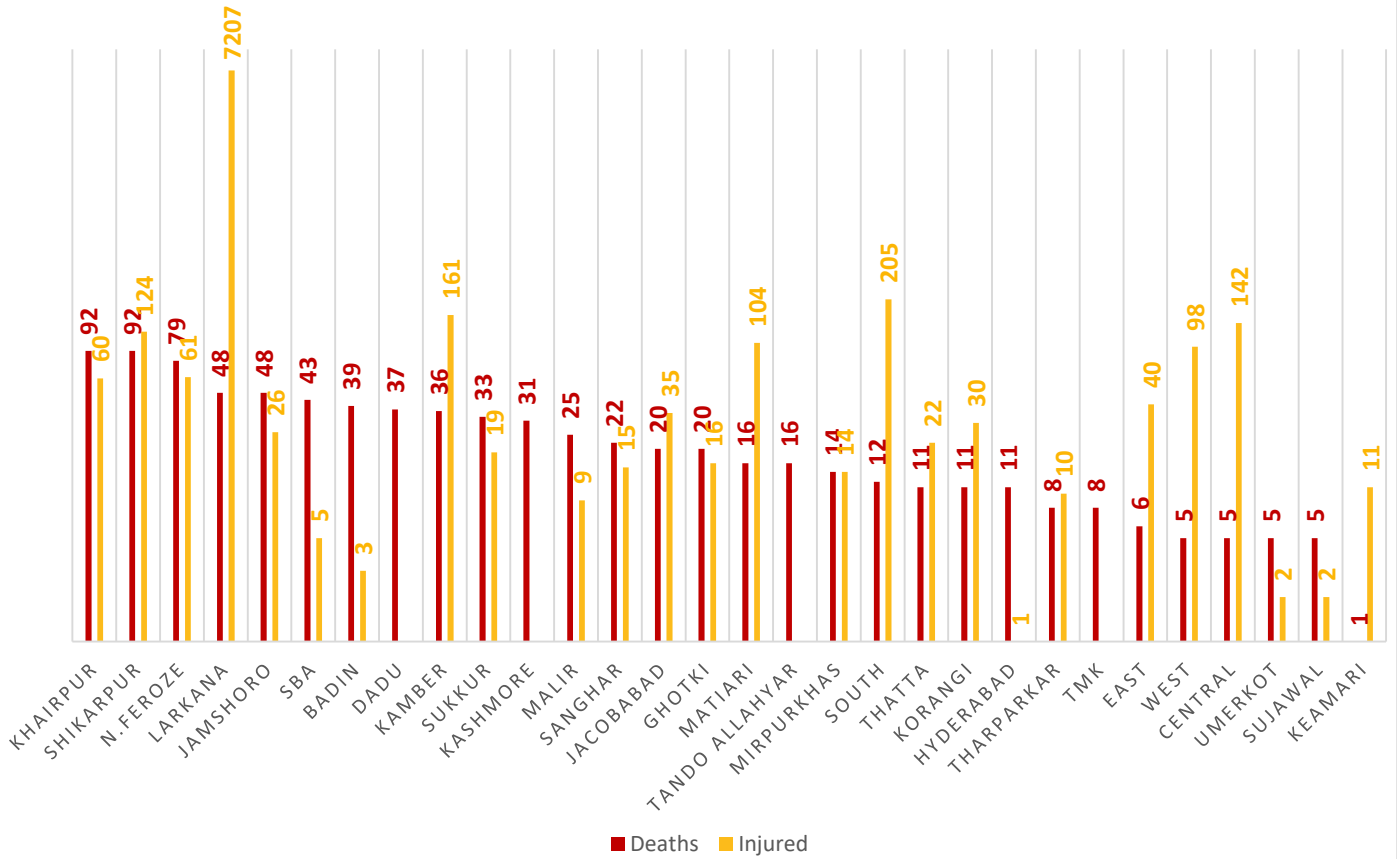
0335-5557362



[www.pdma.gos.pk](http://www.pdma.gos.pk)

## Summary of Losses

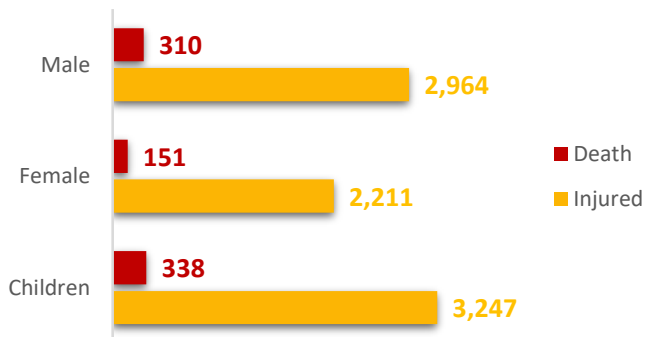
### DISTRICT-WISE DEATHS & INJURED



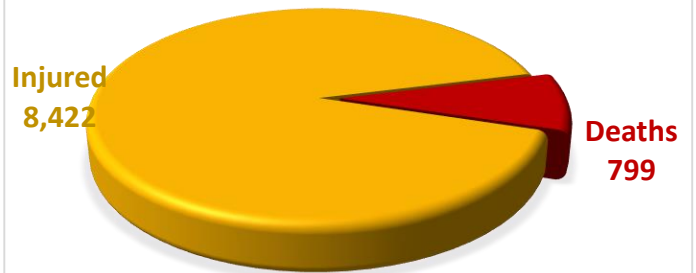
**Death Data Source:** Concerned Deputy Commissioners.

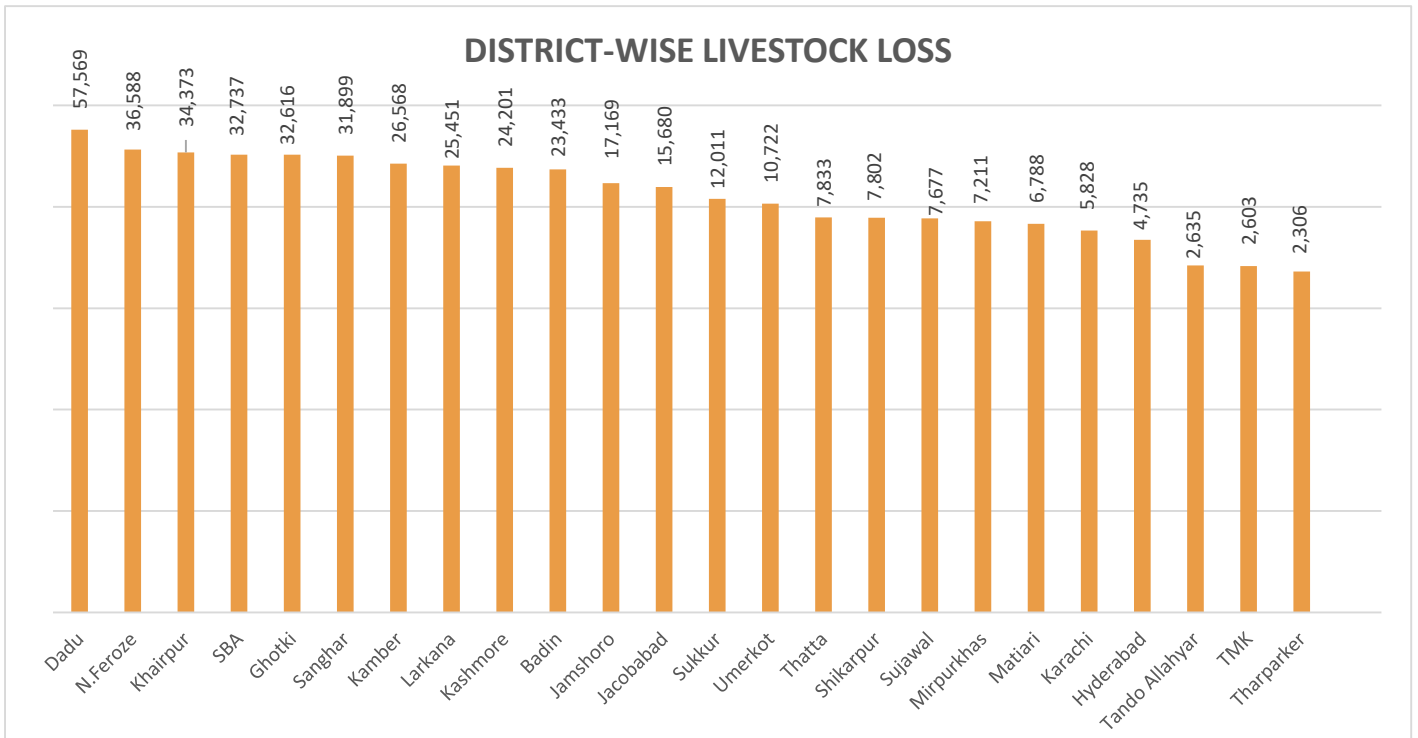
**Injury Data Source:** Directorate General Health Services, Hyderabad.

### GENDER-WISE DISTRIBUTION



### SUMMARY

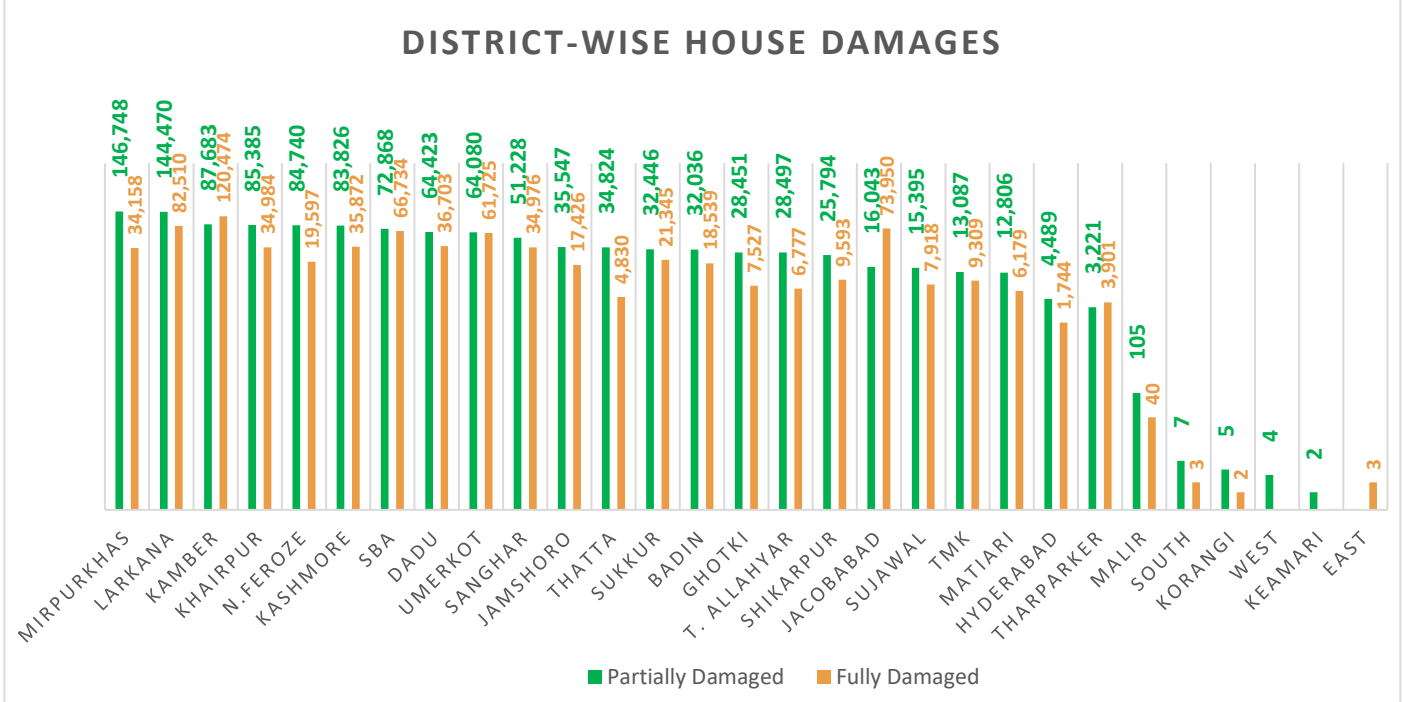




**Total Livestock Perished: 436,435**

*Livestock Data Source: DG Livestock Sindh.*

## Summary of Infrastructure & Private Property Damage

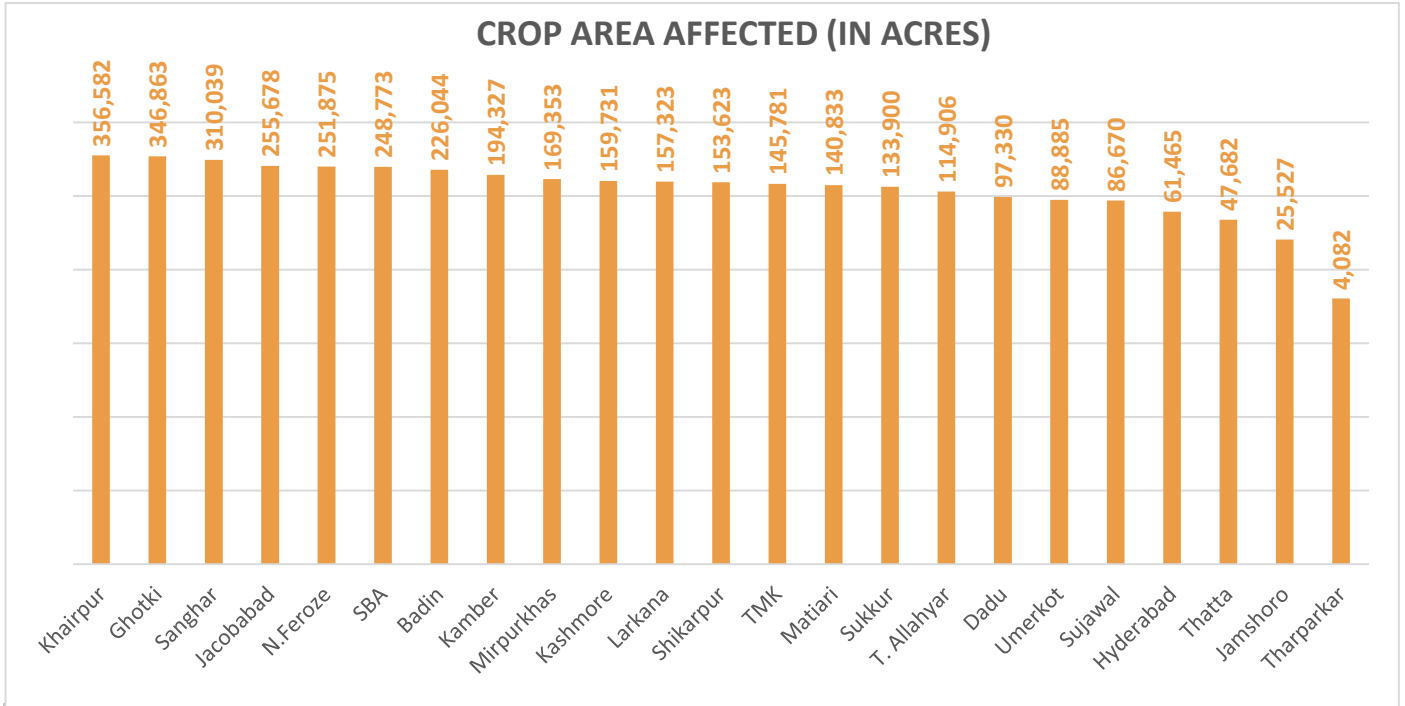


**Partially Damaged – 1,168,210**

**Fully Damaged – 716,819**

**Grand Total – 1,885,029**

*Source: Concerned Deputy Commissioners.*



**Total Crop Area Damaged: 3,777,272**

Source: Relief Department Sindh

Division	District	No. of UC's Affected	No. of Roads	Road (km)	Bridge	Culverts	Causeways (Rft)	Shop	Hotel	Masjid
Karachi	East	-	1	8	2	-	750	-	-	-
	West	-						-	-	
	South	18						1	-	
	Central	-						3	-	
	Malir	14						7	-	
	Korangi	2						-	-	
	Keamari	32						-	-	
<b>Sub Total</b>		<b>66</b>	<b>1</b>	<b>8</b>	<b>2</b>	<b>-</b>	<b>750</b>	<b>11</b>	<b>-</b>	<b>-</b>
Hyderabad	Hyderabad	160	13	76	2	-	-	-	-	-
	Jamshoro	30	42	516	15	9	1,375	-	-	-
	Dadu	66	65	569	6	99	-	-	-	-
	Matiari	30	7	83	-	-	-	-	-	-
	Tando Allahyar	28	37	344	6	92	-	-	-	-
	TMK	28	7	118	0	6	-	-	-	-

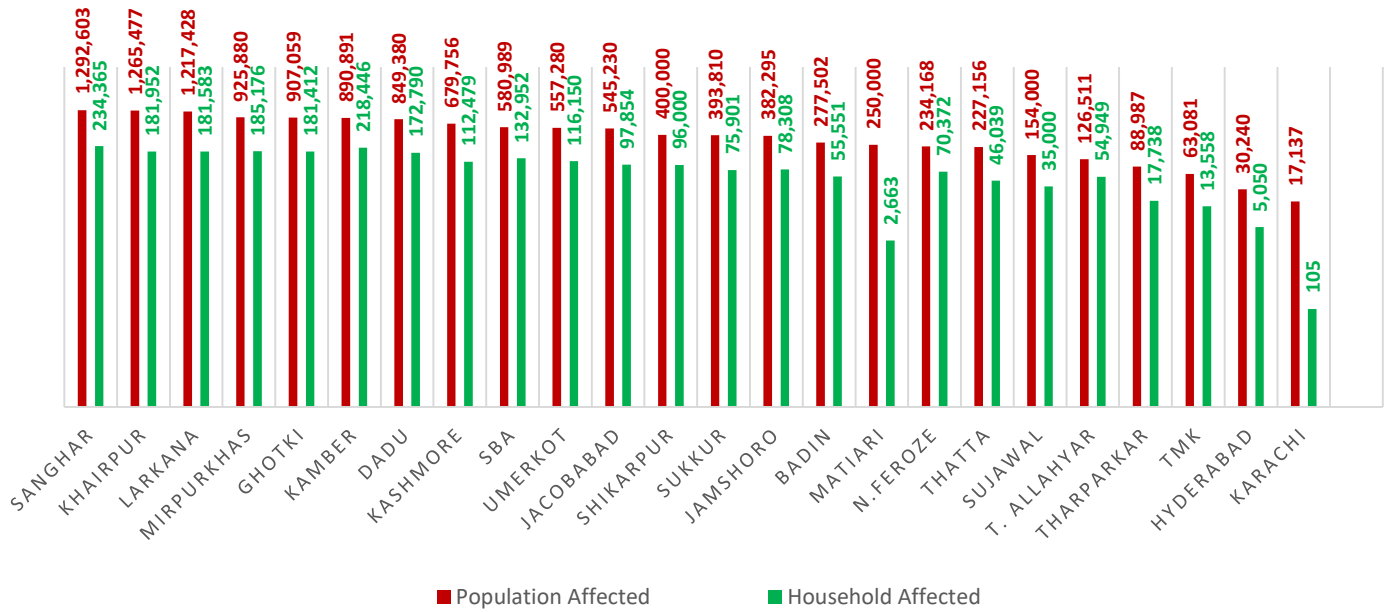
Division	District	No. of UC's Affected	No. of Roads	Road (km)	Bridge	Culverts	Causeways (Rft)	Shop	Hotel	Masjid
	Thatta	40	39	291	23	233	-	-	-	-
	Sujawal	37	30	426	57	272	-	-	-	-
	Badin	68	53	799	13	82	0	5	2	3
<b>Sub Total</b>		<b>487</b>	<b>293</b>	<b>3,221</b>	<b>122</b>	<b>793</b>	<b>1,375</b>	<b>5</b>	<b>2</b>	<b>3</b>
Sukkur	Sukkur	67	20	181	1	25	-	11	-	-
	Khairpur	88	110	622	2	83	-	13	-	3
	Ghotki	66	24	252	-	-	-	-	-	-
<b>Sub Total</b>		<b>221</b>	<b>154</b>	<b>1,055</b>	<b>3</b>	<b>108</b>	<b>-</b>	<b>24</b>	<b>-</b>	<b>3</b>
SBA	SBA	60	58	942	15	45	-	-	-	-
	N.Feroze	68	60	727	2	124	-	-	-	-
	Sanghar	73	52	296	10	119	-	-	-	-
<b>Sub Total</b>		<b>201</b>	<b>170</b>	<b>1,965</b>	<b>27</b>	<b>288</b>	<b>-</b>	<b>-</b>	<b>-</b>	<b>-</b>
Larkana	Larkana	68	24	192	1	54	-	-	-	-
	Kamber-Shahdadkot	52	51	173	3	158	-	-	-	-
	Shikarpur	55	23	258	-	38	-	-	-	-
	Jacobabad	44	66	166	-	65	-	-	-	-
	Kashmore	41	24	289	1	14	-	-	-	-
<b>Sub Total</b>		<b>260</b>	<b>188</b>	<b>1,078</b>	<b>5</b>	<b>329</b>	<b>-</b>	<b>-</b>	<b>-</b>	<b>-</b>
Mirpurkhas	Mirpurkhas	50	15	207	6	82	-	-	-	-
	Umerkot	42	21	332	-	69	-	-	-	-
	Tharparker	3	18	597	-	80	-	-	-	-
<b>Sub Total</b>		<b>95</b>	<b>54</b>	<b>1,136</b>	<b>6</b>	<b>231</b>	<b>-</b>	<b>-</b>	<b>-</b>	<b>-</b>
<b>Grand Total</b>		<b>1,330</b>	<b>860</b>	<b>8,463</b>	<b>165</b>	<b>1,749</b>	<b>2,125</b>	<b>40</b>	<b>2</b>	<b>6</b>

**Source of UCs Affected:** Relief Department Sindh

**Source of Infrastructure Damage:** Works & Services Department Sindh

**Note:** - Works & Services Department has reported that 2,548 Government buildings have been damaged.

## POPULATION AFFECTED

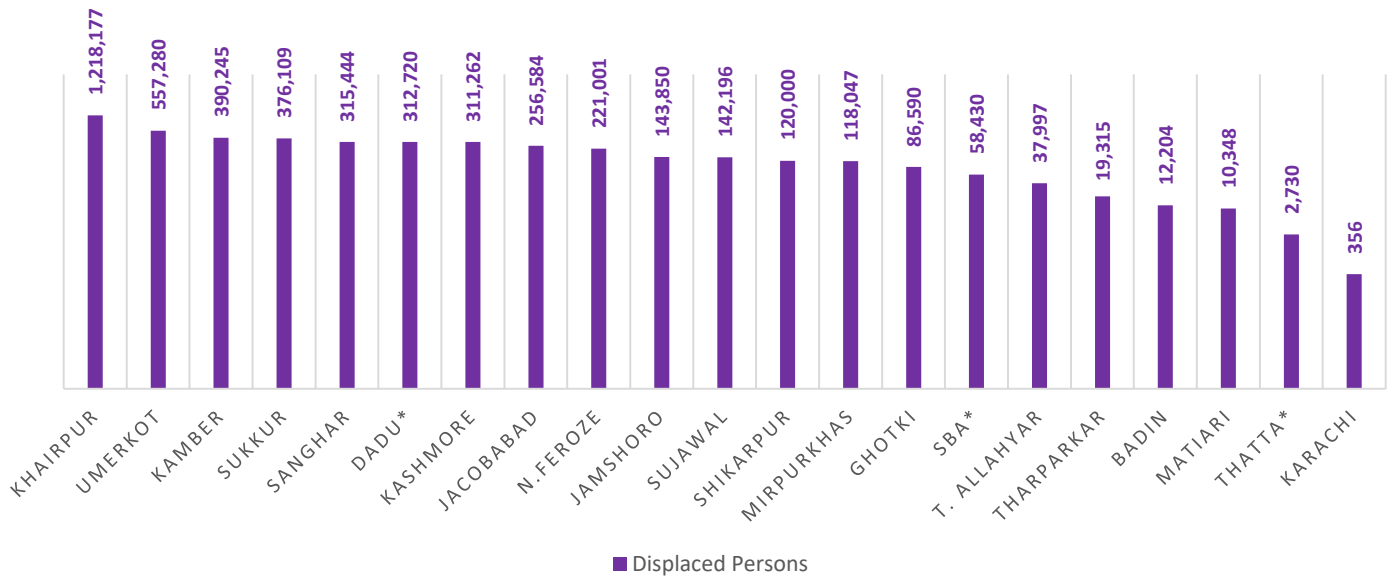


**Total Population Affected: 12,356,860**

**Total Households Affected: 2,366,393**

*Source: Concerned Deputy Commissioners.*

## POPULATION DISPLACED



**Total Number of Person Displaced: 4,710,885**

*Source: Concerned Deputy Commissioners.*

**Note:** - Deputy Commissioner Dadu has reported that the number of Displaced Population is decreased from 323,743 to 312,720.

- Deputy Commissioner Thatta has reported that the number of Displaced Population is decreased from 4,870 to 2,730.

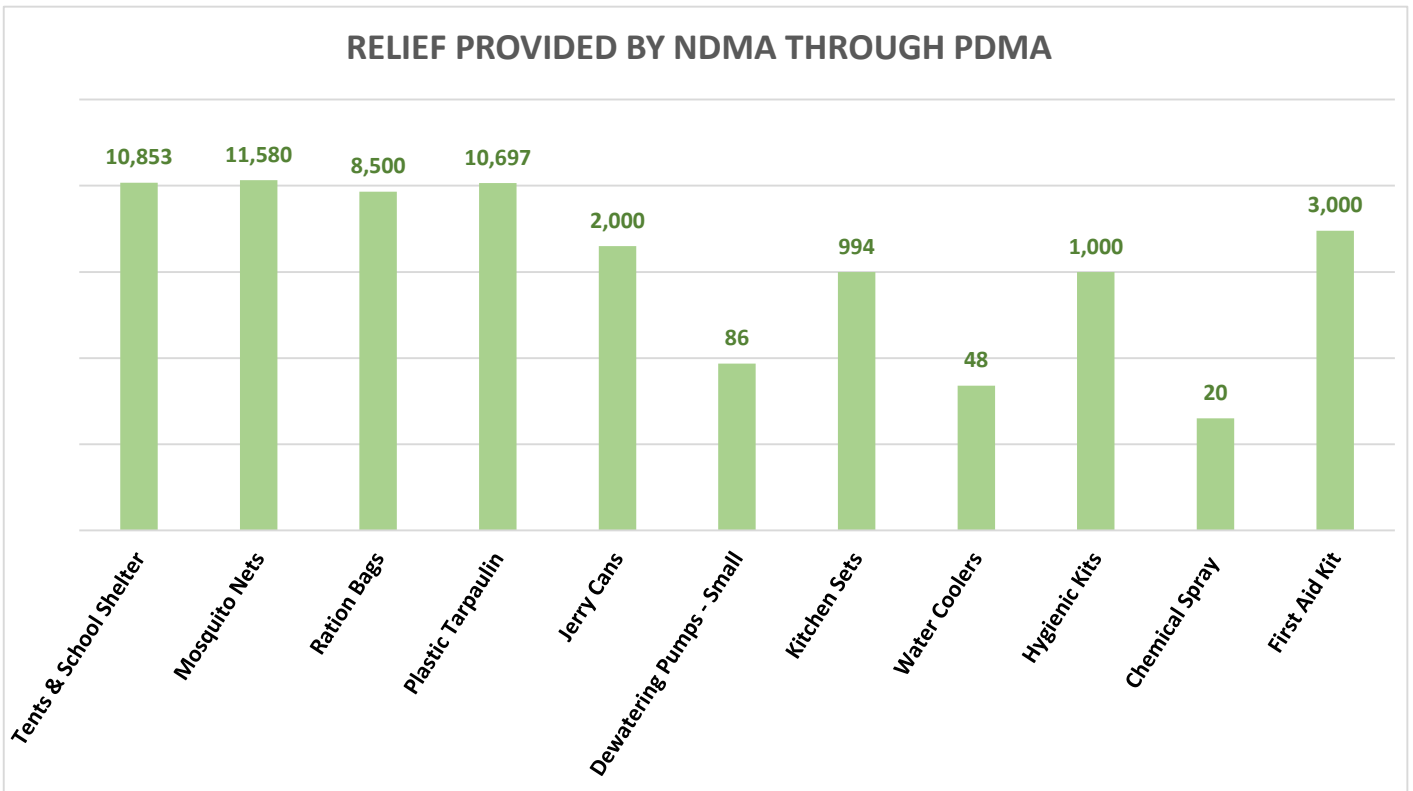
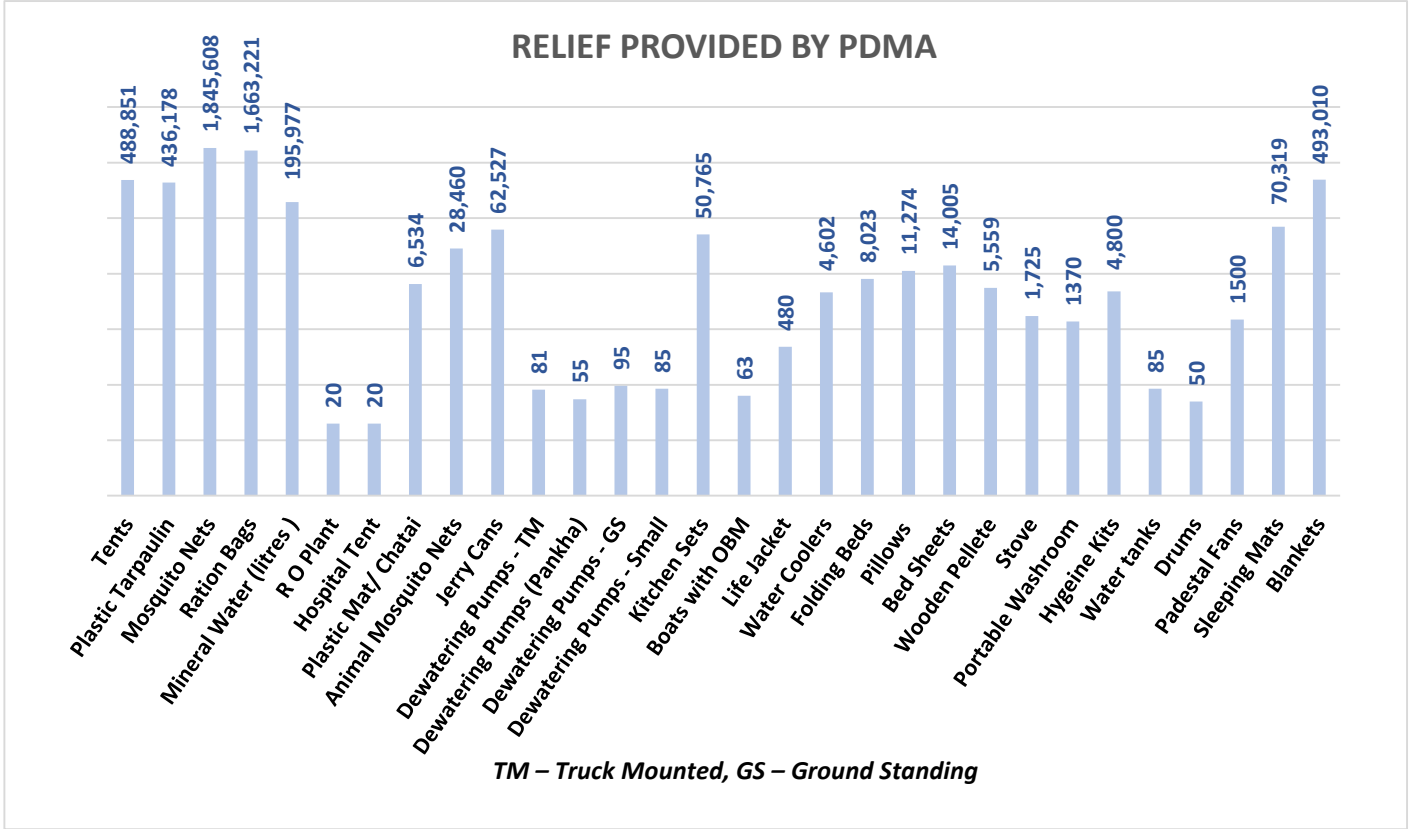
- Deputy Commissioner Shaheed Benazirabad has reported that the number of Displaced Population is decreased from 389,529 to 58,430.

## Relief Camps Established by DDMAs / Deputy Commissioners

Division	District	Relief Camps Established	Persons in Relief Camps (Last 24hrs)			
			M	F	C	T
Karachi	East	15	987	1,289	2,236	4,512
	West	7	-	-	-	3,705
	Korangi	2	-	-	-	-
	Malir	8	-	-	-	4,794
	Central	-	-	-	-	-
	Keamari	-	-	-	-	-
<b>Sub Total</b>		<b>32</b>	<b>987</b>	<b>1,289</b>	<b>2,236</b>	<b>13,011</b>
Hyderabad	Hyderabad	29	-	-	-	-
	Jamshoro	3	206	248	372	826
	Dadu*	25	-	-	-	7,365
	Matiali	2	-	-	-	640
	Tando Allahyar	-	-	-	-	-
	Tando M. Khan	16	1,040	1,000	960	3,000
	Thatta	-	-	-	-	-
	Sujawal	-	-	-	-	-
Badin	-	-	-	-	-	
<b>Sub Total</b>		<b>75</b>	<b>1,246</b>	<b>1,248</b>	<b>1,332</b>	<b>11,831</b>
Sukkur	Sukkur	-	-	-	-	-
	Khairpur	-	-	-	-	-
	Ghotki	-	-	-	-	-
<b>Sub Total</b>		<b>-</b>	<b>-</b>	<b>-</b>	<b>-</b>	<b>-</b>
SBA	SBA	-	-	-	-	-
	N.Feroze	73	4,129	3,827	5,617	13,573
	Sanghar	151	-	-	-	-
<b>Sub Total</b>		<b>224</b>	<b>4,129</b>	<b>3,827</b>	<b>5,617</b>	<b>13,573</b>
Larkana	Larkana	-	-	-	-	-
	Kamber-Shahdadkot	5	1,005	1,574	233	2,812
	Shikarpur	-	-	-	-	-
	Jacobabad	-	-	-	-	-
	Kashmore	27	-	-	-	-
<b>Sub Total</b>		<b>32</b>	<b>1,005</b>	<b>1,574</b>	<b>233</b>	<b>2,812</b>
Mirpurkhas	Mirpurkhas	35	-	-	-	-
	Umerkot	3	503	810	1,577	2,890
<b>Sub Total</b>		<b>38</b>	<b>503</b>	<b>810</b>	<b>1,577</b>	<b>2,890</b>
<b>Grand Total</b>		<b>401</b>	<b>7,870</b>	<b>8,748</b>	<b>10,995</b>	<b>44,117</b>

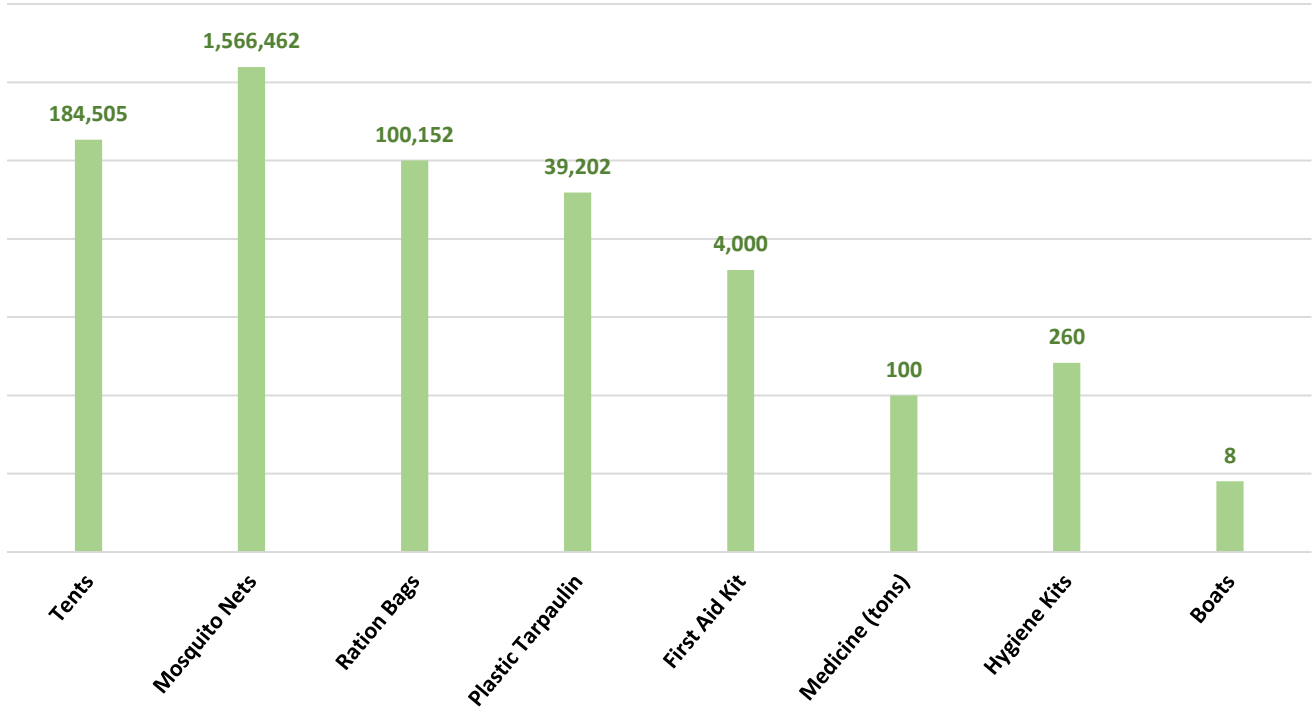
**Source:** Concerned Deputy Commissioners of Sindh.

**Note:** - Deputy Commissioner Dadu has reported that the number of Relief Camps Established has been decreased from 46 to 25.

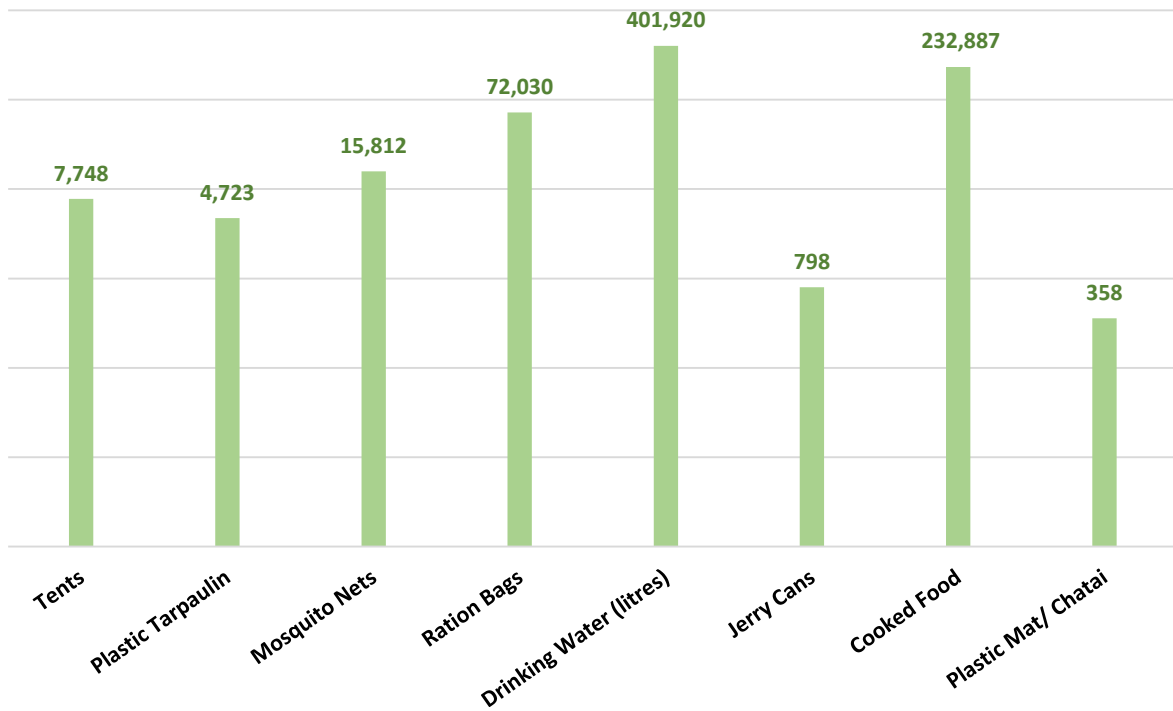




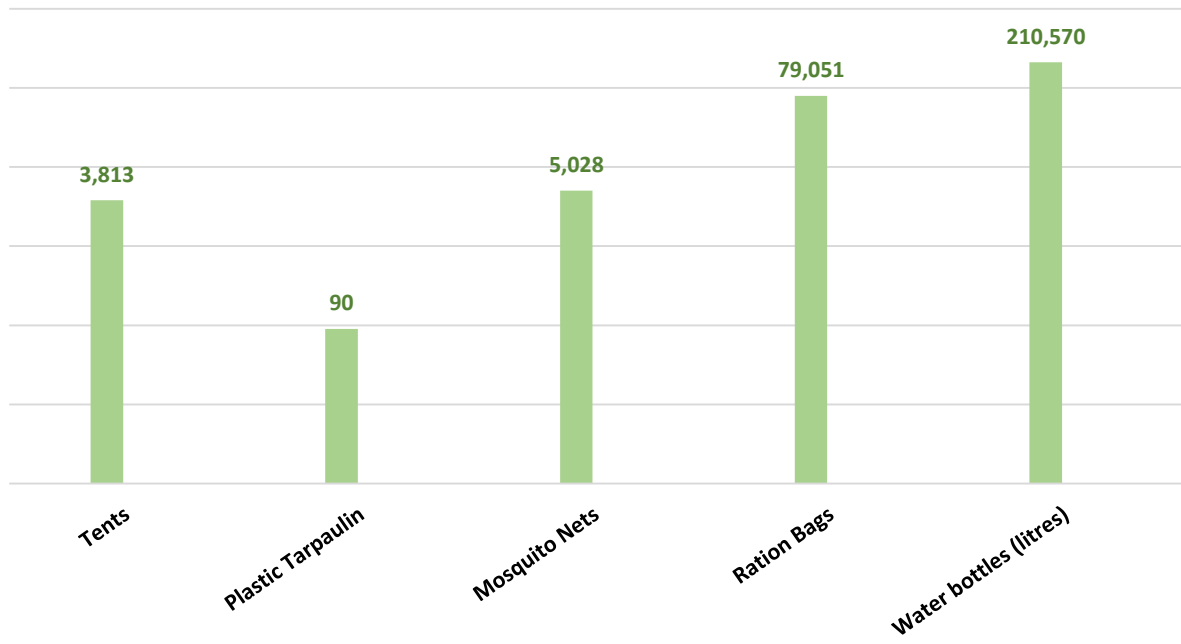
### RELIEF PROVIDED BY NDMA THROUGH ARMY



### RELIEF PROVIDED BY PAK NAVY



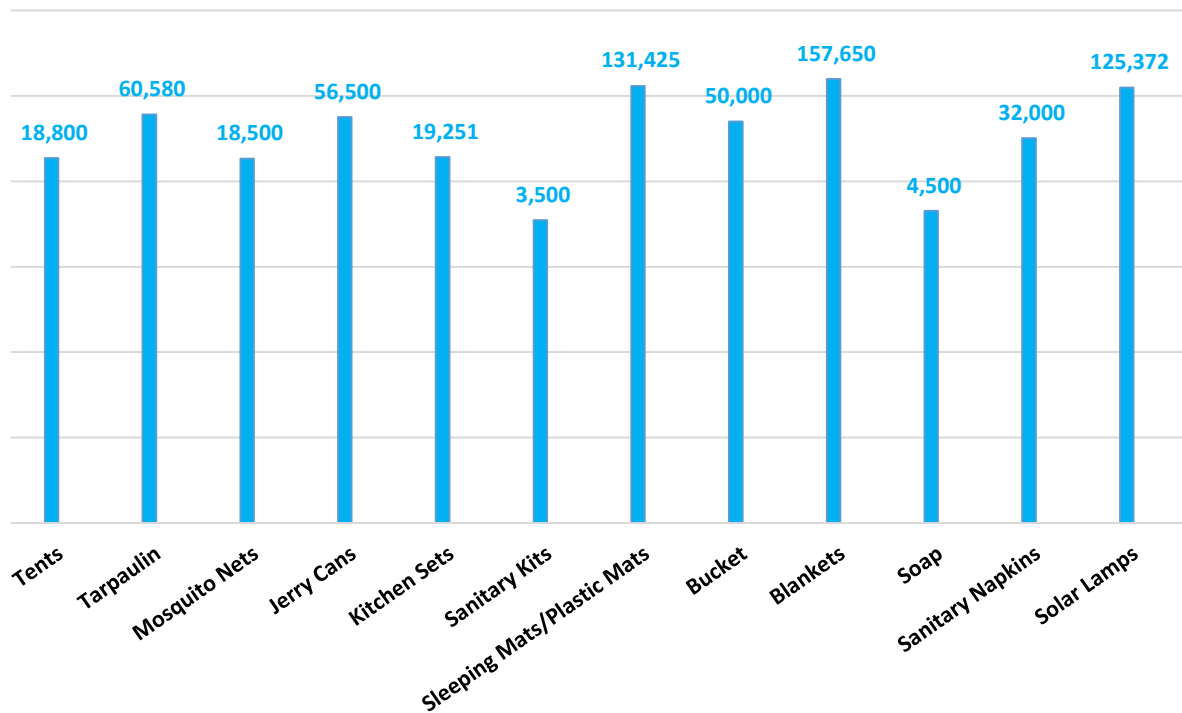
### RELIEF PROVIDED BY PAK AIRFORCE



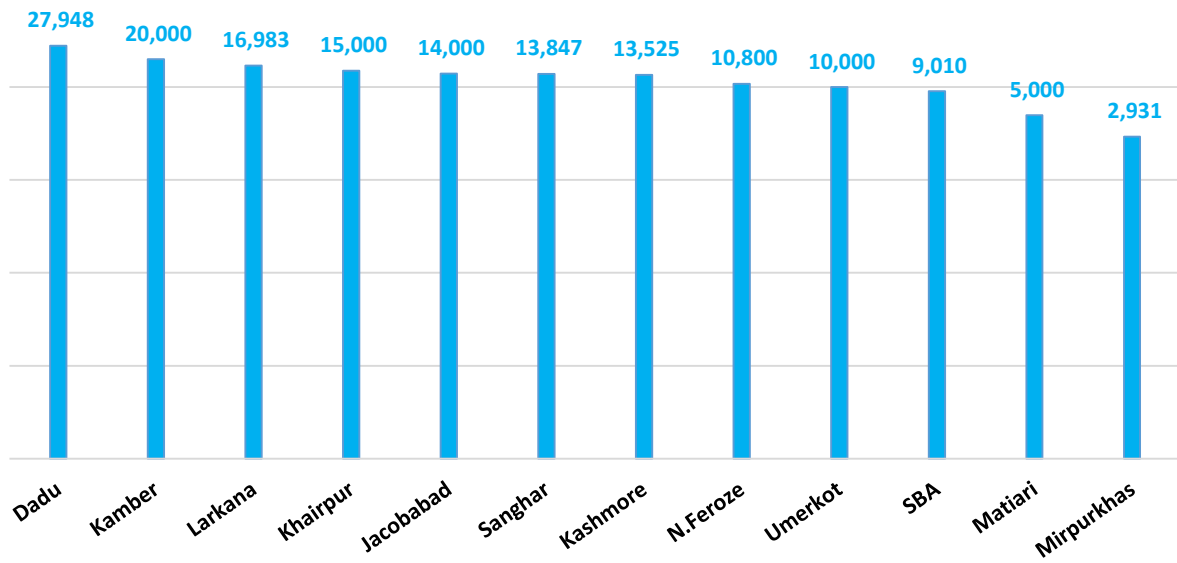
**Others:**

Organization	Relief
FGRF(INGO)	Cooked Food (Daigs) : 1058

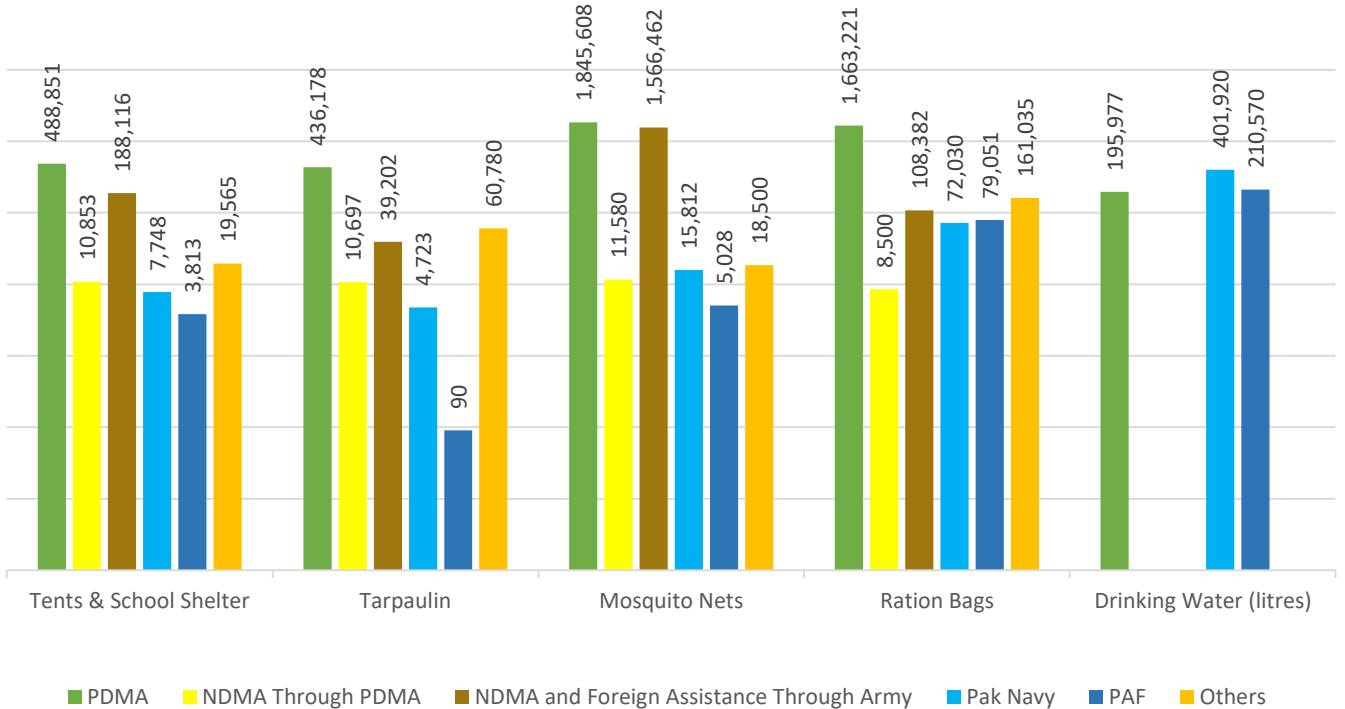
### RELIEF PROVIDED BY UNHCR

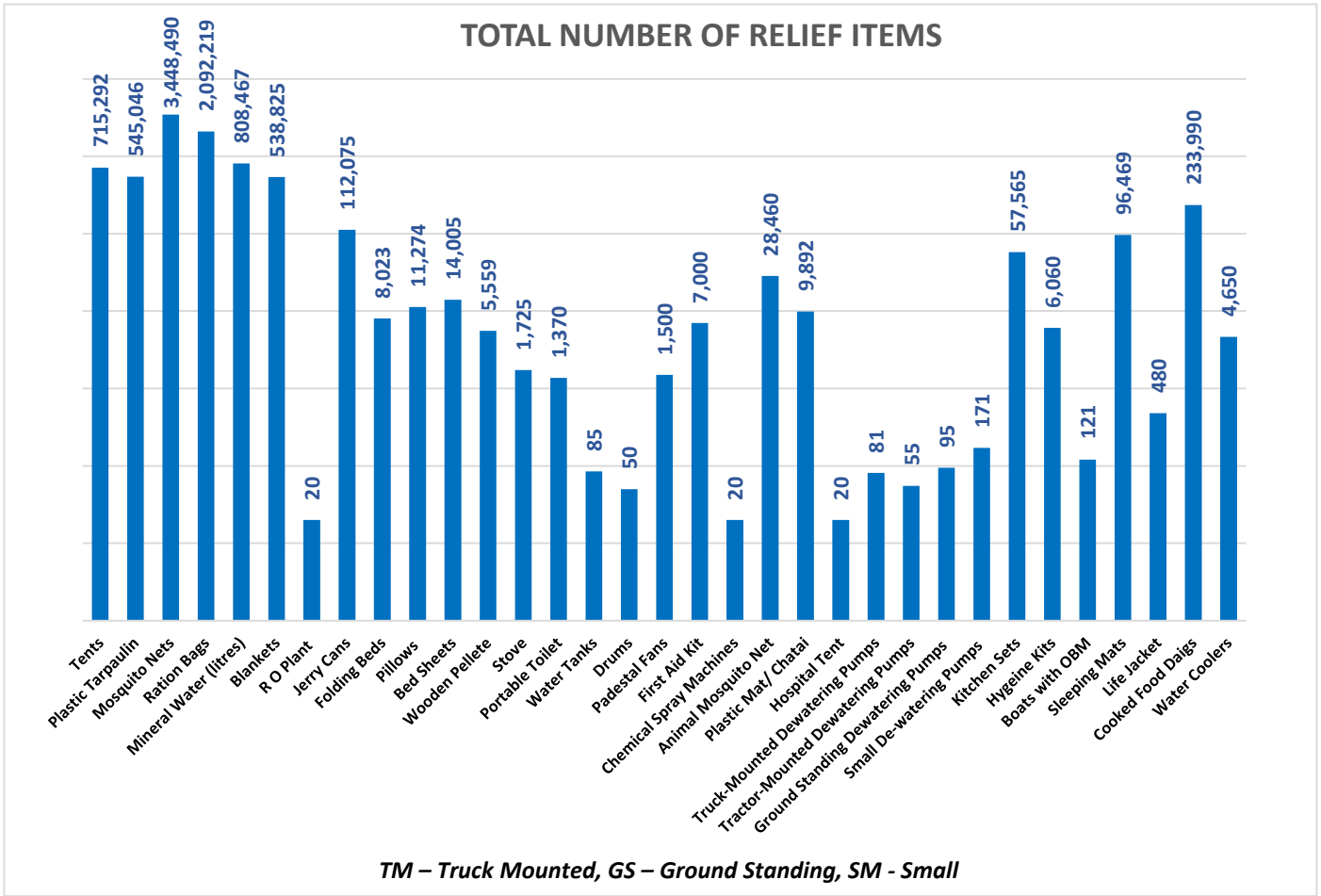


### RATION BAGS PROVIDED BY UN-WFP



### Combined Relief Provided





**Last 24 Hours (Already Included in Total):**

Districts	Tents	Blankets	Ration Bags	Mosquito Nets	Kitchen Sets
Dadu	2,750	4,000	-	-	-
Jamshoro	400	-	1,000	5,000	400
Kamber	-	-	-	5,000	-
Larkana	-	10,600	-	-	-
Shikarpur	-	-	-	5,000	-
Sukkur	-	24,000	-	-	-
N.Feroze	-	6,000	-	-	-
Sanghar	-	8,000	-	-	-
SBA	-	12,000	-	5,000	-
<b>TOTAL</b>	<b>3,150</b>	<b>64,600</b>	<b>1,000</b>	<b>20,000</b>	<b>400</b>

Sd/-  
(KAZIM RAZA TALPUR)  
**INCHARGE PEOC  
PDMA SINDH**

